



# The Regional Municipality of Durham

## COUNCIL INFORMATION PACKAGE

### December 14, 2018

#### **Information Reports**

- [2018-INFO-160](#) Commissioner of Finance – re: Update to Sick Leave Liabilities and Cash-out Payments
- [2018-INFO-161](#) Commissioner of Finance – re: Regional Reserve Fund Balances as of October 31, 2018
- [2018-INFO-162](#) Commissioner of Finance – re: Delegated Authority Exercised by the Region during the Period of Restricted Acts of Council (Lame Duck Period) June 2018 to November 30, 2018
- [2018-INFO-163](#) Commissioner of Planning and Economic Development – re: Durham Tourism E-Newsletter – December 2018
- [2018-INFO-164](#) Commissioner of Finance – re: The Consolidated Budget Status Report to October 31, 2018 and Full Year Forecast

#### **Early Release Reports**

There are no Early Release Reports

#### **Staff Correspondence**

1. [John Henry, Regional Chair and CEO](#) – re: Writing to the Honourable Catherine McKenna, Environment and Climate Change Canada regarding Bill C-69 Impact Assessment Act
2. [Memorandum from Dr. R. Kyle, Commissioner and Medical Officer of Health](#) – re: Health Information Update – December 7, 2018

#### **Durham Municipalities Correspondence**

There are no Durham Municipalities Correspondence

#### **Other Municipalities Correspondence/Resolutions**

There are no Other Municipalities Correspondence/Resolutions

### **Miscellaneous Correspondence**

1. [Alcohol and Gaming Commission of Ontario \(AGCO\)](#) – re: New Cannabis Retail Regulation Information and Resources Available
2. [Steve Clark, Minister, Ministry of Municipal Affairs and Housing](#) – re: Writing to Heads of Council regarding reducing the provincial reporting burden affecting the municipal sector
3. [Ontario Good Roads Association \(OGRA\)](#) – re: Call for Nominations – OGRA Board of Directors
4. [Lake Simcoe Region Conservation Authority](#) – re: Emailing The Honorable Rod Phillips, Minister, Ministry of Environment, Conservation and Parks regarding Ontario Drinking Water Source Protection Program
5. [Toronto and Region Conservation Authority](#) – re: Resolution passed at their Board of Directors Meeting held on October 26, 2018 in regard to the Humber River's 20<sup>th</sup> Anniversary as a Canadian Heritage River
6. [Jon Pegg, Chief of Emergency Management, Ministry of Community Safety and Correctional Services](#) – re: Writing to John Henry, Regional Chair and CEO – regarding compliance with the Emergency Management and Civil Protection Act (EMCPA)

### **Advisory Committee Minutes**

There are no Advisory Committee Minutes

Members of Council – Please advise the Regional Clerk at [clerks@durham.ca](mailto:clerks@durham.ca), if you wish to pull an item from this CIP and include on the next regular agenda of the appropriate Standing Committee. Items will be added to the agenda if the Regional Clerk is advised by Wednesday noon the week prior to the meeting, otherwise the item will be included on the agenda for the next regularly scheduled meeting of the applicable Committee.

Notice regarding collection, use and disclosure of personal information:

Written information (either paper or electronic) that you send to Durham Regional Council or Committees, including home address, phone numbers and email addresses, will become part of the public record. If you have any questions about the collection of information, please contact the Regional Clerk/Director of Legislative Services.



# The Regional Municipality of Durham Information Report

---

From: Commissioner of Finance  
Report: [#2018-INFO-160](#)  
Date: December 14, 2018

---

**Subject:**

Update to Sick Leave Liabilities and Cash-out Payments

---

**Recommendation:**

Receive for information

---

**Report:**

**1. Purpose**

1.1 The purpose of this report is to provide an update to the liability for unused sick days accumulated by and due to certain employees when leaving the Region's employment.

**2. Background**

2.1 In 1975, Regional Council adopted a by-law to establish a sick leave plan. The plan provides a set number of days each month to regular full-time employees for paid absences due to illness. Under the sick leave plan any unused portion of the annual entitlement accumulates to the credit of the employee.

2.2 An employee who has at least five years of continuous service is entitled to be paid for one-half of the accumulated sick leave credits at the rate of pay at the time of termination, provided that the amount of the payment does not exceed six months' salary (Sick Leave Cash-out).

2.3 The sick leave cash-out provisions are included in most collective agreements. However, sick leave cash-out does not apply to regular full-time employees of Region of Durham Paramedic Services nor Durham Region Transit. The Durham Regional Police Service (DRPS) also has a sick leave plan; however, this report excludes the financial detail for the DRPS sick leave liabilities. In addition, the plan is subject to change for certain groups of employees.

**3. Liability and Actual Usage of Sick Leave Cash-out**

- 3.1 The 2017 Consolidated Financial Statements for the Region includes a liability for unused sick leave benefits, a portion of which may be taken as a Sick Leave Cash-out when employees leave the Region's employment. The liability, for approximately 3,000 Regional employees, excluding the employees noted in section 2.3, totalled \$43.7 million at the end of 2017. Only a portion of this liability (approximately 70 per cent) would qualify under the existing policy, as noted above, for cash-out on termination of employment.
- 3.2 The following table provides the number of employees who received a sick leave cash-out on termination of employment and the average payment for the last five years.

Year	Number of employees	Average Sick Leave Cash-out
2017	109	\$20,671
2016	107	\$21,111
2015	87	\$22,625
2014	85	\$21,609
2013	102	\$18,258

Respectfully submitted,

Original Signed By

---

Nancy Taylor, BBA, CPA, CA,  
Commissioner of Finance



# The Regional Municipality of Durham Information Report

---

From: Commissioner of Finance  
Report: [#2018-INFO-161](#)  
Date: December 14, 2018

---

**Subject:**

Regional Reserve Fund Balances as of October 31, 2018

---

**Recommendation:**

Receive for information

---

**Report:**

**1. Purpose**

1.1 This report provides schedules indicating the current balances of the Regional Reserve Funds as at October 31, 2018.

**2. Background**

2.1 Pursuant to the *Development Charges Act, 1997*, development charges payable at the issuance of building permit are received by the Region one month in arrears from the issuance of the permit. As such, the receipts are based on building permits issued and reflect the activity to the end of September 30, 2018.

2.2 The following table shows the actual building permit activity compared to the forecast for 2018.

**Development Charge Activity to September 30, 2018**

	<b>January 1 – September 30, 2018</b>	<b>2018 Forecast</b>	<b>% of Forecast</b>
<b>Residential (units)</b>	3,588	4,500	79.7%
<b>Non-residential (square feet)</b>	1,301,714	804,000	161.9%

**3. Purpose of Reserve Funds**

Reserve funds are an integral component of the Region's long-term financing strategy, provide flexibility for one-time investment opportunities (i.e. infrastructure programs) and are a source of liquidity and a hedge against contingencies. Reserve funds are key to the Region's financial stability, a major factor in Durham's long-standing Triple A credit ratings and are an integrated part of financial management policies and practices. A review of the funds and future requirements is upcoming in early 2019 as part of a long-term reserve fund financing strategy. Use of reserve funds as part of the 2019 budget as a strategic approach will be highlighted for Council.

**4. Attachments**

- Schedule #1: Residential Development Charge Receipts Graph, Regional Revitalisation and General Levy Stabilization Reserve Funds Graphs
- Schedule #2: Regional Reserve Fund Balances
- Schedule #3: Regional Residential Development Charges
- Schedule #4: Regional Non-Residential Development Charges

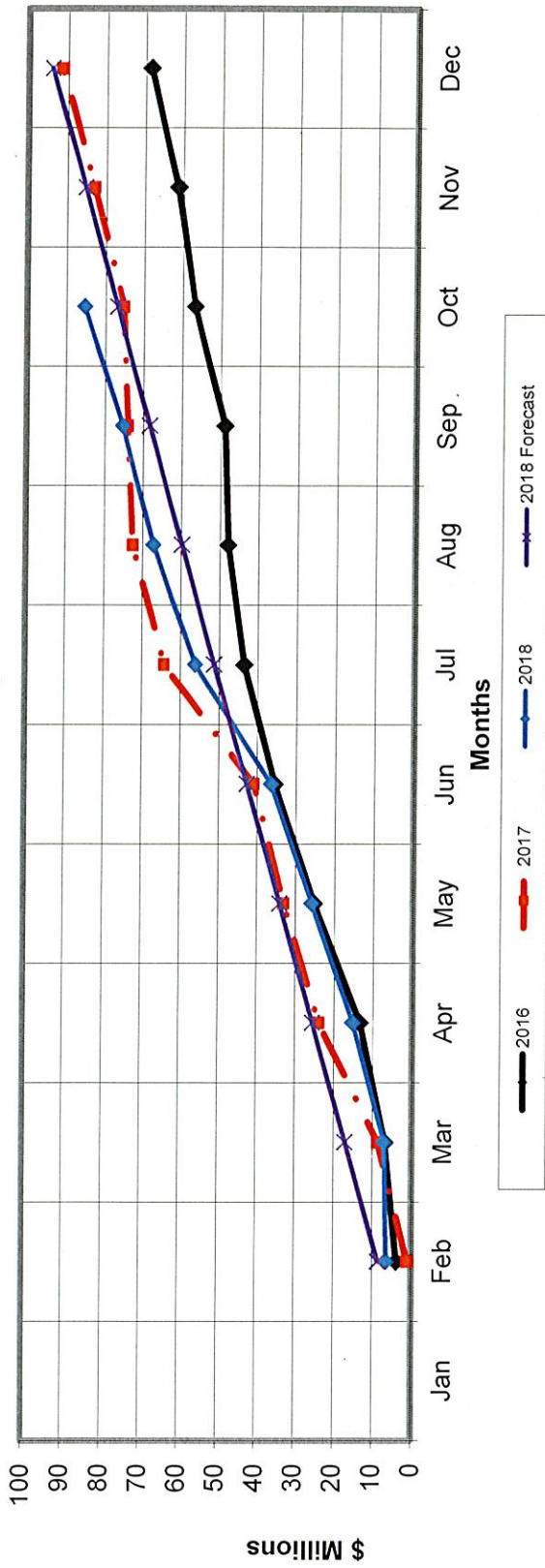
Respectfully submitted,

Original Signed By

---

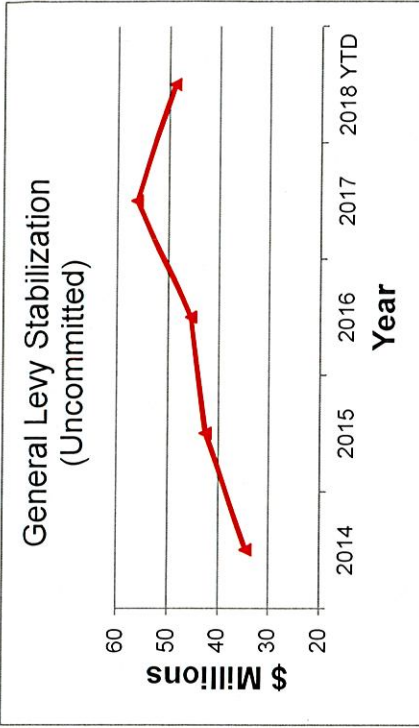
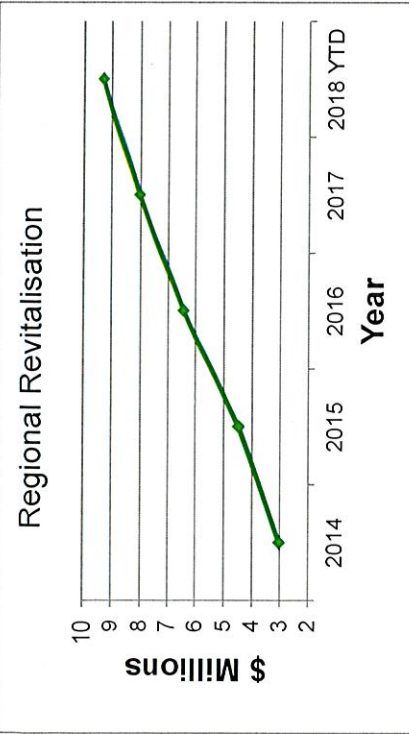
Nancy Taylor, BBA, CPA, CA  
Commissioner of Finance

### RESIDENTIAL DEVELOPMENT CHARGE RECEIPTS 2016 to 2018



Note: This graph reflects 2016-2018 Development Charges, and includes prepayments on development agreements prior to the annual indexation of the development charges.

### RESERVE FUNDS





REGION OF DURHAM  
REGIONAL RESERVE FUND BALANCES  
AS AT OCTOBER 31, 2018

Schedule 2  
(Page 1 of 8)

	Development Charges					
	Water Supply	Sanitary Sewerage	Roads	Police	Homes for the Aged	Development Related Studies
	\$	\$	\$	\$	\$	\$
Balance as at January 1, 2018	163,535,480	62,416,836	50,433,939	11,423,912	91,960	576,819
<b>TRANSFERS IN</b>						
- Development Charges	22,618,315	29,711,996	24,424,989	1,759,628	90,507	61,099
- Interest	2,877,786	1,223,831	1,021,780	202,369	1,331	9,544
- Contribution from Operations	-	-	-	-	-	-
<b>Total Revenue</b>	<b>25,496,101</b>	<b>30,935,827</b>	<b>25,446,769</b>	<b>1,961,997</b>	<b>91,838</b>	<b>70,643</b>
<b>TRANSFERS OUT</b>						
- Capital Financing	26,505,059	12,991,378	29,602,429	-	-	-
- Operations	-	-	-	-	-	59,925
- Debt Charges	-	8,045,295	-	-	181,837	-
<b>Total Expenses</b>	<b>26,505,059</b>	<b>21,036,673</b>	<b>29,602,429</b>	<b>-</b>	<b>181,837</b>	<b>59,925</b>
<b>Balance (Before Commitments)</b>	<b>162,526,522</b>	<b>72,315,990</b>	<b>46,278,279</b>	<b>13,385,909</b>	<b>1,961</b>	<b>587,537</b>
<b>As at October 31, 2018</b>	<b>162,526,522</b>	<b>72,315,990</b>	<b>46,278,279</b>	<b>13,385,909</b>	<b>1,961</b>	<b>587,537</b>
<b>COMMITMENTS (1)</b>	<b>16,676,215</b>	<b>32,473,742</b>	<b>17,746,865</b>	<b>11,300,000</b>	<b>1,961</b>	<b>146,720</b>
<b>UNCOMMITTED BALANCE</b>	<b>145,850,307</b>	<b>39,842,248</b>	<b>28,531,414</b>	<b>2,085,909</b>	<b>-</b>	<b>440,817</b>
<b>As at October 31, 2018</b>	<b>145,850,307</b>	<b>39,842,248</b>	<b>28,531,414</b>	<b>2,085,909</b>	<b>-</b>	<b>440,817</b>

Note:

1. Development charge commitments include the 2018 budgeted contributions to capital projects, current and next year debt charges, the Region's share of commitments pursuant to various agreements, specific capital project approvals and deferral of prepayments received prior to the annual indexation of the development charges.



REGION OF DURHAM  
REGIONAL RESERVE FUND BALANCES  
AS AT OCTOBER 31, 2018

	Development Charges							
	Residential			Commercial				
	EMS	Health & Social Services	Housing	GO Transit	Transit	Water Supply	Sanitary Sewerage	Roads
Balance as at January 1, 2018	\$ 2,518,128	\$ 1,187,622	-	\$ -	\$ 12,923,574	\$ 5,841,936	\$ 3,165,701	\$ 9,231,763
TRANSFERS IN								
- Development Charges	407,440	280,745	259,385	1,921,263	2,839,301	648,042	2,746,325	2,082,360
- Interest	44,737	21,744	876	-	235,733	102,093	67,786	171,000
- Contribution from Operations	-	-	-	-	-	-	-	-
Total Revenue	452,177	302,489	260,261	1,921,263	3,075,034	750,135	2,814,111	2,253,360
TRANSFERS OUT								
- Capital Financing	-	-	-	1,921,263	-	2,393,383	1,835,653	4,336,568
- Operations	-	-	-	-	-	-	-	-
- Debt Charges	-	-	-	-	-	-	1,193,609	-
Total Expenses	-	-	-	1,921,263	-	2,393,383	3,029,262	4,336,568
Balance (Before Commitments)								
As at October 31, 2018	2,970,305	1,490,111	260,261	-	15,998,608	4,198,688	2,950,550	7,148,555
COMMITMENTS (1)	2,500,000	-	-	-	-	-	1,677,824	350,000
UNCOMMITTED BALANCE								
As at October 31, 2018	470,305	1,490,111	260,261	-	15,998,608	4,198,688	1,272,726	6,798,555

Note:

1. Development charge commitments include the 2018 budgeted contributions to capital projects, current and next year debt charges, the Region's share of commitments pursuant to various agreements, specific capital project approvals and deferral of prepayments received prior to the annual indexation of the development charges.

REGION OF DURHAM  
REGIONAL RESERVE FUND BALANCES  
AS AT OCTOBER 31, 2018

Schedule 2  
(Page 3 of 8)

	Development Charges					
	Institutional			Industrial		
	Water Supply	Sanitary Sewerage	Roads	Water Supply	Sanitary Sewerage	Roads
	\$	\$	\$	\$	\$	\$
Balance as at January 1, 2018	8,339	4,159	117,847	2,102,122	3,207,710	3,671,269
<b>TRANSFERS IN</b>						
- Development Charges	298,572	618,632	2,484,767	1,210,244	1,500,712	1,591,639
- Interest	2,613	5,130	22,251	39,040	58,237	67,038
- Contribution from Operations	-	-	-	-	-	-
<b>Total Revenue</b>	<b>301,185</b>	<b>623,762</b>	<b>2,507,018</b>	<b>1,249,284</b>	<b>1,558,949</b>	<b>1,658,677</b>
<b>TRANSFERS OUT</b>						
- Capital Financing	-	-	-	1,398,623	1,800,000	2,160,162
- Operations	-	-	-	-	-	-
- Debt Charges	-	-	-	-	-	-
<b>Total Expenses</b>	<b>-</b>	<b>-</b>	<b>-</b>	<b>1,398,623</b>	<b>1,800,000</b>	<b>2,160,162</b>
<b>Balance (Before Commitments)</b>						
As at October 31, 2018	309,524	627,921	2,624,865	1,952,783	2,966,659	3,169,784
<b>COMMITMENTS (1)</b>	<b>-</b>	<b>-</b>	<b>-</b>	<b>-</b>	<b>-</b>	<b>-</b>
<b>UNCOMMITTED BALANCE</b>						
As at October 31, 2018	309,524	627,921	2,624,865	1,952,783	2,966,659	3,169,784

Note:

1. Development charge commitments include the 2018 budgeted contributions to capital projects, current and next year debt charges, the Region's share of commitments pursuant to various agreements, specific capital project approvals and deferral of prepayments received prior to the annual indexation of the development charges.

REGION OF DURHAM  
REGIONAL RESERVE FUND BALANCES  
AS AT OCTOBER 31, 2018

Schedule 2  
(Page 4 of 8)

	Development Charges				
	Non-Residential Transit	Area Specific Development Charges			
		Carruthers Creek Water Supply	Seaton Water Supply	Seaton Sewage	Seaton Sewage
	\$	\$	\$	\$	\$
Balance as at January 1, 2018	3,015,382	217,977	-	-	-
<b>TRANSFERS IN</b>					
- Development Charges	597,388	-	4,260,033	-	2,498,971
- Interest	53,631	3,607	27,614	-	21,906
- Contribution from Operations	-	-	-	-	-
<b>Total Revenue</b>	<b>651,019</b>	<b>3,607</b>	<b>4,287,647</b>	<b>-</b>	<b>2,520,877</b>
<b>TRANSFERS OUT</b>					
- Capital Financing	-	-	255,986	-	25,704
- Operations	-	-	-	-	-
- Debt Charges	-	-	-	-	-
<b>Total Expenses</b>	<b>-</b>	<b>-</b>	<b>255,986</b>	<b>-</b>	<b>25,704</b>
<b>Balance (Before Commitments)</b>					
As at October 31, 2018	3,666,401	221,584	4,031,661	-	2,495,173
<b>COMMITMENTS (1)</b>	<b>-</b>	<b>221,584</b>	<b>4,031,661</b>	<b>-</b>	<b>2,495,173</b>
<b>UNCOMMITTED BALANCE</b>					
As at October 31, 2018	3,666,401	-	-	-	-

**Note:**

1. Development charge commitments include the 2018 budgeted contributions to capital projects, current and next year debt charges, the Region's share of commitments pursuant to various agreements, specific capital project approvals and deferral of prepayments received prior to the annual indexation of the development charges.

REGION OF DURHAM  
REGIONAL RESERVE FUND BALANCES  
AS AT OCTOBER 31, 2018

Schedule 2  
(Page 5 of 8)

	Treatment Plant / Rate Stabilization		Regional Share of Non-Residential Development		Workers Compensation	York/Durham
	Water	Sewer	Water	Sewer		
	\$	\$	\$	\$	\$	\$
Balance as at January 1, 2018	93,874,833	156,339,642	3,824,939	4,864,202	40,198,694	2,657,159
TRANSFERS IN						
- Development Charges	-	-	-	-	-	-
- Interest	1,563,901	2,597,546	63,294	80,490	675,023	46,585
- Contribution from Operations	634,700	635,122	-	-	930,276	137,980
Total Revenue	2,198,601	3,232,668	63,294	80,490	1,605,299	184,565
TRANSFERS OUT						
- Capital Financing	-	-	-	-	-	227,753
- Operations	-	-	-	-	-	-
- Debt Charges	-	-	-	-	-	-
Total Expenses	-	-	-	-	-	227,753
Balance (Before Commitments)						
As at October 31, 2018	96,073,434	159,572,310	3,888,233	4,944,692	41,803,993	2,613,971
COMMITMENTS						
	12,855,366	24,728,365	-	-	18,347,406	-
UNCOMMITTED BALANCE						
As at October 31, 2018	83,218,069	134,843,945	3,888,233	4,944,692	23,456,587	2,613,971



REGION OF DURHAM  
REGIONAL RESERVE FUND BALANCES  
AS AT OCTOBER 31, 2018

	Industrial Land	Regional Revitalisation	Roads Property Acquisition	Foreign Exchange	Insurance	Highway #2	Emergency Medical Services
Balance as at January 1, 2018	\$ 530,159	\$ 8,039,927	\$ 794,492	\$ 5,475,306	\$ 62,392,349	\$ 350,631	\$ 608,672
TRANSFERS IN							
- Development Charges	-	-	-	-	-	-	-
- Interest	8,773	157,600	13,147	90,603	1,020,782	5,802	10,072
- Contribution from Operations	-	1,860,000	-	-	16,159	-	-
Total Revenue	8,773	2,017,600	13,147	90,603	1,036,941	5,802	10,072
TRANSFERS OUT							
- Capital Financing	-	-	-	-	-	-	-
- Operations	-	725,500	-	-	1,621,704	-	-
- Debt Charges	-	-	-	-	-	-	-
Total Expenses	-	725,500	-	-	1,621,704	-	-
Balance (Before Commitments)	538,932	9,332,027	807,639	5,565,909	61,807,586	356,433	618,744
As at October 31, 2018	-	1,869,500	-	-	75,000	-	-
COMMITMENTS							
UNCOMMITTED BALANCE	538,932	7,462,527	807,639	5,565,909	61,732,586	356,433	618,744
As at October 31, 2018							



REGION OF DURHAM  
REGIONAL RESERVE FUND BALANCES  
AS AT OCTOBER 31, 2018

	Oak Ridges Moraine Conservation Plan		Federal Gas Tax		Provincial Gas Tax		Transit Capital		Seaton Facilities Capital		Seaton Transit Capital		General Levy Stabilization		Total
	\$	\$	\$	\$	\$	\$	\$	\$	\$	\$	\$	\$	\$		
Balance as at January 1, 2018	216,978	42,481,262	-	7,727,073	32,644,220	30,049,590	-	-	227,613,471	1,203,309,542					
<b>TRANSFERS IN</b>															
- Development Charges	-	-	-	-	-	-	-	-	-	-	-	-	-	-	104,912,353
- Interest	3,590	921,694	67,570	334,297	540,182	218,238	5,951	3,899,694							21,636,423
- Contribution from Operations	-	13,218,550	9,683,184	8,675,923	-	-	1,012,722	-	-	-	-	-	-	-	72,974,616
<b>Total Revenue</b>	<b>3,590</b>	<b>14,140,244</b>	<b>9,750,754</b>	<b>9,010,220</b>	<b>540,182</b>	<b>218,238</b>	<b>1,018,673</b>	<b>3,899,694</b>	<b>199,523,392</b>						
<b>TRANSFERS OUT</b>															
- Capital Financing	-	11,168,980	9,699,589	6,624,376	-	-	-	-	-	-	-	-	-	-	143,622,863
- Operations	-	-	-	2,011,000	-	-	-	-	-	-	-	-	-	-	4,418,129
- Debt Charges	-	-	-	-	-	-	-	-	-	-	-	-	-	-	27,674,241
<b>Total Expenses</b>	<b>-</b>	<b>11,168,980</b>	<b>9,699,589</b>	<b>8,635,376</b>	<b>-</b>	<b>-</b>	<b>-</b>	<b>18,253,500</b>	<b>175,715,233</b>						
<b>Balance (Before Commitments)</b>															
As at October 31, 2018	220,568	45,452,526	51,165	8,101,917	33,184,402	30,267,828	1,018,673	213,259,665	1,227,117,701						
<b>COMMITMENTS</b>	<b>220,568</b>	<b>-</b>	<b>51,165</b>	<b>8,101,917</b>	<b>-</b>	<b>21,461,086</b>	<b>-</b>	<b>164,413,306</b>	<b>353,384,436</b>						
<b>UNCOMMITTED BALANCE</b>															
As at October 31, 2018	-	45,452,526	-	-	33,184,402	8,806,742	1,018,673	48,846,359	873,733,265						



REGIONAL RESIDENTIAL DEVELOPMENT CHARGES  
SCHEDULE OF DEVELOPER CONTRIBUTIONS BY AREA MUNICIPALITY  
AS OF OCTOBER 31, 2018

	Water Supply	Sanitary Sewerage	Roads	Police	Homes for the Aged	Development Related Studies	EMS	Health & Social Services	Housing	GO Transit	Transit	Total
	\$	\$	\$	\$	\$	\$	\$	\$	\$	\$	\$	\$
Ajax	2,840,250	3,176,567	3,052,640	191,124	8,102	6,783	44,172	30,162	17,506	214,362	308,916	9,890,584
Brock	1,161,062	1,336,691	1,299,105	81,477	2,275	2,223	19,327	13,933	41,409	82,716	130,966	4,171,184
Clarington	5,032,397	5,784,709	5,543,778	393,874	18,060	14,510	90,541	61,978	23,220	426,118	607,459	17,996,644
Oshawa	5,243,639	5,865,075	5,588,547	401,417	17,076	14,237	92,668	63,521	40,719	438,163	637,440	18,402,502
Pickering	4,407,807	4,875,775	4,685,653	400,908	34,042	13,937	93,008	64,086	59,932	454,985	682,874	15,773,007
Scugog	251,936	290,784	336,990	14,366	542	465	3,350	2,352	3,870	14,952	23,424	943,031
Uxbridge	152,712	176,284	209,598	18,364	826	666	4,119	2,356	-	19,169	19,435	603,529
Whitby	3,528,512	8,206,111	3,708,678	258,098	9,584	8,278	60,255	42,357	72,729	270,798	428,787	16,594,187
Total	22,618,315	29,711,996	24,424,989	1,759,628	90,507	61,099	407,440	280,745	259,385	1,921,263	2,839,301	84,374,668

Note:

1. Pursuant to the *Development Charges Act, 1997*, development charges payable at the issuance of the building permit are received by the Region one month in arrears from the issuance of the permit. The recorded receipts reflect activity to the end of September.
2. Whitby includes \$4,367,337 West Whitby sewer non-monetary contribution.

REGIONAL NON-RESIDENTIAL DEVELOPMENT CHARGES  
SCHEDULE OF DEVELOPER CONTRIBUTIONS BY AREA MUNICIPALITY  
AS OF OCTOBER 31, 2018

	Commercial			Institutional			Industrial			Non-Residential		Total
	Water Supply	Sanitary Sewerage	Roads	Water Supply	Sanitary Sewerage	Roads	Water Supply	Sanitary Sewerage	Roads	Transit <sup>(2)</sup>		
	\$	\$	\$	\$	\$	\$	\$	\$	\$	\$	\$	
Ajax	88,397	180,796	416,886	1,838	9,748	29,964	964,885	1,166,047	1,117,014	199,884	4,175,459	
Brock	9,447	24,876	27,375	-	-	-	-	-	17,496	5,277	84,471	
Clarington	178,971	498,314	531,742	-	-	-	64,357	134,599	96,669	61,596	1,566,248	
Oshawa	163,974	362,594	441,601	-	-	-	-	-	-	19,525	987,694	
Pickering	26,122	72,961	77,723	-	-	-	19,704	29,750	118,298	25,274	369,832	
Scugog	2,444	6,827	54,016	-	-	-	-	-	-	4,829	68,116	
Uxbridge	39,069	109,124	120,975	-	-	-	79,857	-	119,832	22,574	491,431	
Whitby	139,618	1,490,833	412,042	296,734	608,884	2,454,803	81,441	170,316	122,330	258,429	6,035,430	
<b>Total</b>	<b>648,042</b>	<b>2,746,325</b>	<b>2,082,360</b>	<b>298,572</b>	<b>618,632</b>	<b>2,484,767</b>	<b>1,210,244</b>	<b>1,500,712</b>	<b>1,591,639</b>	<b>597,388</b>	<b>13,778,681</b>	

## Notes:

1. Pursuant to the Development Charges Act, 1997, development charges payable at the issuance of the building permit are received by the Region one month in arrears from the issuance of the permit. The recorded receipts reflect activity to end of September.
2. Non-residential transit includes Commercial, Institutional and Industrial components.
3. Whitby includes \$1,098,989 West Whitby Commercial Sewer Non-Monetary contributions.



# The Regional Municipality of Durham Report

---

From: Commissioner of Finance  
Report: [#2018-INFO-162](#)  
Date: December 14, 2018

---

**Subject:**

Delegated Authority Exercised by the Region during the Period of Restricted Acts of Council (Lame Duck Period) June 2018 to November 30, 2018

---

**Recommendation:**

Receive for information.

---

**Report:**

**1. Purpose**

1.1 This report provides details related to the use of delegated authorities by Regional staff during the period of Restricted Acts of Council (Lame Duck Period) from June 2018 to November 30, 2018, excluding delegated authority exercised by Regional Works staff during the Lame Duck period. Delegated authority exercised for requirements of the Works Department during the summer months has previously been reported through Report 2018-INFO-139.

**2. Background**

2.1 Report 2018-COW-19 authorized that “in the event that the Restricted Acts after Nomination Day (as defined in the Municipal Act, 2001) should apply to the Region for the 2018 Municipal Election, Regional Council delegates authority to the Chief Administrative Officer and Treasurer, in consultation with the applicable Department Head to take action to make any expenditures or incur any liability that is deemed necessary but not included in the Region’s 2018 Budget, and provided expenditures and liabilities are required to fulfill the obligations of maintaining and ensuring the appropriate continuity of the Regional operations, including Durham Region Transit and the Durham Regional Local Housing Corporation, and that any such actions taken shall subsequently be reported to Council”.

2.2 Delegated authority is also provided through sections 16 of the Budget Management Policy during the 2018 Regional Council Lame Duck period.

### **3. Delegated Authority Exercised During the Lame Duck Period**

For the period from June 2018 to November 30, 2018, delegated authority for negotiation and award of contracts (excluding Works Department) was exercised as follows:

#### Pre-Qualification Request for Proposal Awards

- I. The Pre-Qualification of Ontario Education Collaborative Marketplace and Translation, Interpretation and American Sign Language Services for two years beginning September 1, 2018 - \$86,000/two years

#### RFP and Sole Source Awards

Organizations receiving sole source awards during the Lame Duck Period are as follows:

- II. EcoTex Healthcare Linen Services (formerly Booth Centennial Healthcare Linen Services- BCHLS) for a five-year term - \$625,000/five years
- III. Interdev Technologies Inc. for one-time costs of the purchase and maintenance for 31 Panasonic Toughbook Series of Mobile Computers for RDPS (\$201,000) and for Enhancement Services such as Direct Feed Ambulance Communication costs of (\$60,000) as well as Annual Maintenance and Licensing (\$40,000/year)
- IV. IBM Canada to Migrate the IBM Maximo on premise solution to be hosted in the IBM SoftLayer Cloud (Paas) for a four-year term for the Enterprise Maintenance Management System - \$2,080,000/four years
- V. Great-West Life Assurance Company for the Region of Durham's Life and Long Term Disability Insurance and extended health and dental benefits for ten (10) years with an additional term of up to one (1) year (RFP-792-2018) - \$161,060,000/ten years
- VI. Industrial Alliance Insurance and Financial Services Inc. as the Benefits Insurer for the Region of Durham's Accidental Death and Dismemberment Insurance for a period of ten (10) years with an additional term of up to one (1) year (RFP-792-2018)- \$1,820,000/ten years

**4. Conclusion**

- 4.1 In accordance with the Regional Budget Management Policy and Report 2018-COW-19, Regional Council is being advised of the delegated authorities exercised by staff during the Lame Duck period.

Respectfully submitted,

Original Signed by Nancy Taylor

Nancy Taylor BBA, CPA, CA  
Commissioner of Finance &  
Treasurer



# The Regional Municipality of Durham Information Report

---

From: Commissioner of Planning and Economic Development  
Report: [#2018-INFO-163](#)  
Date: December 14, 2018

---

**Subject:**

Durham Tourism E-Newsletter- December 2018

---

**Recommendation:**

Receive for information

---

**Report:**

**1. Purpose**

1.1 The Durham Tourism e-newsletter is a monthly snapshot of the tourism initiatives and activities across the Region of Durham. It serves as an environmentally-conscious, cost-effective marketing tool to promote economic development and tourism activity in Durham Region.

**2. Background**

2.1 The Durham Tourism e-newsletter was distributed to 8,641 subscribers in December 2018 with a 31% open rate. It is also posted on the Region's website and distributed via social media channels through the Corporate Communications office.

- View the [Durham Tourism e-newsletter](https://myemail.constantcontact.com/Celebrate-the-season-in-Durham.html?soid=1101562300271&aid=jvA29IJBA3c) online at <https://myemail.constantcontact.com/Celebrate-the-season-in-Durham.html?soid=1101562300271&aid=jvA29IJBA3c>

2.2 The Durham Tourism e-newsletter is produced in cooperation with Corporate Communications.

Respectfully submitted,

Original signed by

---

B.E. Bridgeman, MCIP, RPP  
Commissioner of Planning and  
Economic Development





# The Regional Municipality of Durham Information Report

---

From: Commissioner of Finance  
Report: #2018-INFO-164  
Date: December 14, 2018

---

**Subject:**

The Consolidated Budget Status Report to October 31, 2018 and Full Year Forecast

---

**Recommendation:**

Receive for information

---

**Report:**

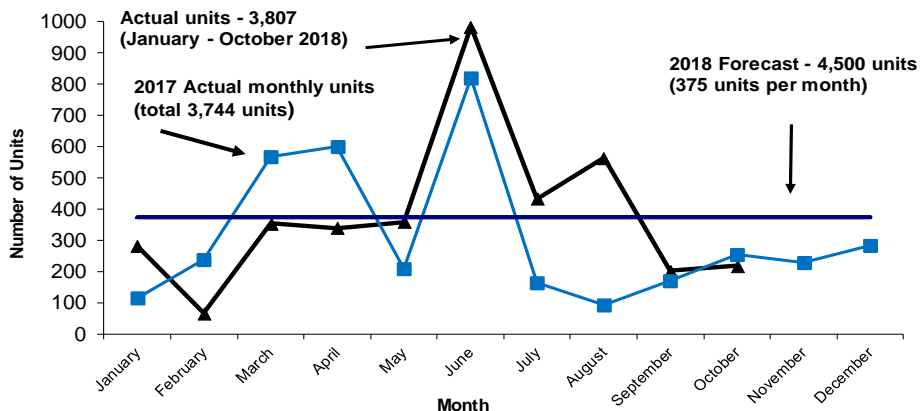
**1. Purpose**

1.1 The following summary on the status of the 2018 Consolidated Budget and Full Year Forecast for the General Tax Operations, Water Supply, and Sanitary Sewer Systems is based upon information supplied by the Regional Departments, a review of the financial statements to October 31, 2018 and preliminary information forecast to the end of the year.

**2. Development Charge Receipts Status**

2.1 The development charge receipts for 2018 (for January to October) total 3,807 units which equates to 85 per cent of the total 2018 forecast of 4,500 units.

**Actual and Forecasted Development Charge Receipts (2018)**



### 3. Budget Status Summary - General Tax Operations

- 3.1 A surplus is forecast for the General Tax Operations as indicated in the following table:

	<u>Surplus/(Deficit)</u>
	\$
<b>General Tax Operations</b>	
Social Services Department:	
Long-Term Care & Services for Seniors	(750,000)
Family Services	400,000
Income and Employment Support	250,000
Housing Services	<u>100,000</u>
Total Social Services Department	<u>Break Even</u>
Health Department:	
Public Health Programs	2,100,000
Region of Durham Paramedic Services	<u>(850,000)</u>
Total Health Department	<u>1,250,000</u>
Works Department:	
General Tax	(1,000,000)
Solid Waste Management	<u>(900,000)</u>
Total Works Department	<u>(1,900,000)</u>
Planning and Economic Development Department	600,000
Corporate Services Department	345,000
Finance Department	450,000
Provincial Download	(300,000)
Other Initiatives / Unallocated Revenue	(175,000)
Durham Region Transit	<u>(200,000)</u>
<b>Overall General Tax - Surplus</b>	<b><u>70,000</u></b>

- 3.2 The major factors contributing to the budget variances are overexpenditures related to winter maintenance activities, primarily impacting Durham Regional Local Housing Corporation (DRLHC) facilities, transit and transportation budgets, and higher personnel related costs incurred in compliance with the provisions of Bill 148, *Fair Workplaces, Better Jobs Act, 2017* and market rate salary adjustments effective in September (2018-INFO-132).

## 4. General Tax Operations

### 4.1 Social Services Department

- The Long-Term Care and Services for Seniors Division advises that as of the end of October a deficit position of approximately \$750,000 is expected for the year. Factors contributing to this position are:
  - The provincial increase in the Nursing and Personal Care and Physiotherapy per diem, partially offset by Case Mix Index assigned to each Home by the Province, result in a net favourable variance of \$360,000 for per diem revenue across all four homes. A surplus position of approximately \$150,000 is anticipated for preferred accommodation revenue from all four homes, resulting in a total projected surplus in revenues of approximately \$510,000.
  - Due to higher than anticipated rebates and lower usage, utility costs are expected to be under budget, resulting in a savings of approximately \$300,000 across the division.
  - Unfavourable variances are forecast in personnel expenses due to several factors. The personal emergency leave provisions of Bill 148, *Fair Workplaces, Better Jobs Act, 2017*, the overtime and temporary staffing required to ensure standards for resident care and strict service levels are maintained when staff is absent due to staff vacancies, training, illness or injury, as well as the impact of the market rate salary adjustments in the fall, are expected to result in a deficit of approximately \$1,500,000 for the year.
  - A deficit of \$60,000 is expected for the Adult Day Program, due primarily to client fees being lower than anticipated and higher than expected WSIB related costs.
- The Family Services Division reports that due to the timing gap in filling staff vacancies in the Core Community Services program savings of approximately \$400,000 are anticipated for the year.
- In the Income and Employment Support Division, an overall surplus of \$250,000 is projected for the year based on the following items:
  - Though the year to date average caseload for the Client Benefits program is slightly below budgeted expectations, year to date gross benefit costs are higher than planned by approximately 6%. While the Provincial upload of the eligible municipal share of costs for Ontario Works Financial Assistance was completed effective January 2018, the cap on the maximum cost shareable amount of discretionary benefits remains. As a result of the cap, a deficit of approximately \$500,000 in the discretionary client benefits program is currently projected for the year.

- The Ontario Works (OW) Program Delivery budget is projected to have a net surplus for the year. While client-related expenditures in the OW Employment Support accounts continue to trend above budget, the continued personnel savings in the Administration section of the program more than offset this over expenditure, with an expected net surplus of \$600,000.
- In addition, the 2018 approved provincial subsidy for OW administration is greater than the budget estimate by \$150,000.
- Overall, a net surplus position of \$250,000 is forecast for the year.
- The Children's Services Division is reporting an overall break even position for the year. On May 8<sup>th</sup>, the provincial government released details of additional funding from the Ministry of Education in the amount of \$5.1 million for Fee Stabilization, Child Care Expansion Plan, as well as a new funding stream - Operating Funding for Base Funding for Licensed Home Child Care (LHCC). It is not anticipated that net Regional costs will change as a result of the increase in provincial funding.
- The Housing Services Division reports that they are tracking under budgeted expectations, primarily due to savings on personnel costs as a result of vacancies during the year. Expenditures on the Consolidated Homelessness Prevention Initiative are proceeding as planned with the provision of services that address the selected outcomes of At Home in Durham, the Durham Housing Plan 2014 – 2024. A surplus of approximately \$100,000 is projected for the year.
- Overall, a break even position is projected for the Social Services Department for the year.

#### 4.2 Health Department

- On a property tax budget of \$18.3 million for the Public Health programs, the Health Department is reporting a surplus of approximately \$2.1 million. The surplus arises in the mandatory program budgets, primarily due to savings resulting from staff attrition and retirements and the time lag associated with hiring of replacement staff.
- The Region of Durham Paramedic Services (RDPS) division is projecting a shortfall related to increasing staff costs of approximately \$895,000, due to legislative changes. The most significant financial impact results from inclusion of post-traumatic stress disorder claims within workplace safety insurance coverage. Additional costs are also result from the legislated statutory holiday and vacation pay enhancements for part-time employees.
- The approved 2018 provincial subsidy for the Designated Offload Nursing program was confirmed equal to budget; however, the subsidy for the rest of the division exceeds the amount budgeted by \$45,000.

- Overall, a deficit position of \$850,000 is forecast for RDPS at this time.
- The net result for the Health Department is a projected surplus of \$1,250,000.

#### 4.3 Works Department

- The Works Department has indicated that year to date expenditures in the winter control program are \$8,508,000 compared to the annual budget of \$10,015,000, or 85% of budgeted expenditures. With year to date expenditures running over expectations, and should the winter control spending for the remainder of the year reflect that of prior years, a deficit in the range of \$1 - \$1.5 million could materialize. While the final status of the winter maintenance budget will be dependent upon storm events in the latter part of the year, a deficit of \$1 million is forecast for this reporting period.
- The balance of the Roads and General Operations programs are expected to be in a breakeven position for the year.
- In the Solid Waste Management Operations, the extension of the garbage and blue box collection contracts as approved by Regional Council are expected to result in an over expenditure of about \$1 million for 2018. Savings from staff vacancies, a reduction in tonnage for the waste composition study and other miscellaneous costs are expected to reduce this expenditure deficit by approximately \$500,000.
- In addition the waste management facilities are expected to provide a budget surplus of approximately \$200,000 by year end.
- As previously reported by the Works Department, the China National Sword Campaign is having a significant impact on the market prices for recyclable products. As the Region markets plastics, aluminum, steel and glass to North American markets, newsprint and mixed paper are the only commodities being impacted by China's National Sword Campaign at this time, although further actions are expected.
- Given the present market conditions, where disposal of fibres result in costs instead of revenues, a deficit of approximately \$600,000 is being forecast for blue box revenues at this time.
- Overall, a deficit position of \$900,000 is forecast for Solid Waste Management Operations for the year.

#### 4.4 Planning and Economic Development Department

- As previously reported, program revenues of the Planning division are trending higher than budget (\$50,000) and there are realized staff savings from vacancies in the division (\$450,000). At this time a surplus of approximately \$500,000 is projected.

- There are also realized staff savings from vacancies in the Economic Development and Tourism division. A surplus of \$100,000 is projected for 2018 at this point in the year.
- The total projected surplus for 2018 for the Department is \$600,000.

#### 4.5 Corporate Services Department

- The Corporate Services Department, Information Technology division, is now reporting anticipated savings of approximately \$150,000 by year end.
  - Hardware/software maintenance costs in the Corporate IT Support Costs program are expected to be approximately \$300,000 higher than planned, due to the increased annual cost for the first year of the recently renewed Microsoft Enterprise Licensing Agreement, effective October 1, 2018.
  - Offsetting the above deficit are savings in Wide Area Network operations maintenance costs due to the longer than anticipated amount of time required for newly constructed connections to come online.
  - Due to the timing gap in filling staff vacancies, savings in the staffing category of approximately \$150,000 are anticipated for the year.
- Based on a review of financial results to the end of October, Provincial Offences Administration has savings of about \$200,000, due to reduced adjudication charges from the Ministry of the Attorney General. However, fine revenue receipts for the year are running under budget and consequently, a break-even position is forecast at this time for Provincial Offences Administration.
- Staff vacancies in the Corporate Privacy Office and Records & Information Management sections of the Legislative Services division are expected to result in savings of \$195,000 in 2018.
- Overall, a surplus of \$345,000 is expected for the Corporate Services Department for 2018.

#### 4.6 Finance Department

- The Finance Department is now projecting a surplus of approximately \$450,000, primarily as a result of staff vacancies.

#### 4.7 Police Services Board

- As of October 31, 2018, the Police Service is forecasting year end results to be close to budgeted levels. For the ten months ending October 31st, net spending of \$161.3 million represents about 81 per cent (2017 – 83%) of the annual operating budget of \$198.92 million (2017 - \$193.12 million). Savings in salary expenses due to position vacancies are expected to be offset by higher

benefit expenses, including member retirement costs, as well as higher legal expenses and capital asset purchases.

#### 4.8 Provincial Download Programs

- Payments to external social housing providers, a portion of the Provincial Download budget, are presently tracking under budget due to lower than anticipated Rent Geared to Income subsidies of approximately \$500,000. Benchmarked operating costs are tracking close to budget while property taxes for housing providers are expected to exceed budget by approximately \$300,000 for the year.
- The Durham Regional Local Housing Corporation (DRLHC) is projecting overages for the year, primarily from the costs of winter grounds maintenance and building maintenance and repair. These year to date operating costs are trending higher than budget and are close to the prior year actuals, which also resulted in a deficit.
- Overall, it is anticipated that the surplus in payments to external social housing providers net of the projected deficit in the DRLHC budget will result in a \$300,000 deficit position in the Provincial Download Program for 2018.

#### 4.9 Other Initiatives / Unallocated Revenues

- Various Council reports have authorized financing at the discretion of the Commissioner of Finance that are expected to require financing from general tax sources in the range of \$675,000 as follows:
  - A Primary Care Outreach Pilot project to provide primary care outreach services to at-risk and hard to reach populations with targeted implementation was approved in June at an upset cost of \$290,000 for the 8 months ending February 28, 2019. Approximately \$220,000 was allocated for 2018, with the balance to be considered as part of the 2019 budgets for the Health and Social Services Departments. At the time of approval, it was anticipated that the program costs could be covered from surpluses within the budgets of the participating departments and these costs have been factored into the departmental forecasts.
  - Replacement of the parking garage waterproofing system at Regional Headquarters required additional financing of \$637,000 above the project budget of \$3 million (2018-COW-130).
  - Support for the Federation of Canadian Municipalities special advocacy fund in the amount of \$21,600 and \$16,000 for capital costs to implement electronic voting in Council chambers will be funded from general tax surpluses.
- Unallocated revenues from interest earnings are expected to exceed budget by about \$500,000, resulting in an overall net deficit of approximately \$175,000 for the year for Other Initiatives / Unallocated Revenue.



## 5. Durham Region Transit

- 5.1 As of October 31, it is projected that Durham Region Transit (DRT) will experience an operating deficit of approximately \$200,000, less than 0.5 per cent on a net budget of \$55.8 million for 2018, based upon a review of actual expenditures and revenues to date and forecasts to the end of the year.
- 5.2 Ridership statistics available to the end of October indicate that overall conventional ridership is approximately 2.6 per cent, or around 222,000 riders, higher than the budgeted ridership expectations, and 3.7 per cent higher than the same period in 2017. Statistics indicate that specialized services ridership is down approximately 2.6 per cent when compared to the 2018 budget and is about 1.2 per cent lower than prior year levels.
- 5.3 Overall, a \$50,000 deficit position for fare revenue is anticipated in 2018. In general, cash fare, paper pass and ticket sale revenue is trending lower than budgeted expectations; however, PRESTO and U-Pass revenues are trending to surplus positions, largely offsetting the deficit in the other fare media categories.
- 5.4 A forecasted surplus of approximately \$235,000 is expected for the Operations program. Demand for the GO One-Fare-Anywhere service is trending lower than budgeted expectations based on statistics available to October, and consequently, a \$110,000 surplus is projected. Payroll related expenses for conventional operators are trending lower than expected mainly due to gapping between hiring new operators and replacing those lost to attrition, illness and other factors. As a result, a \$375,000 surplus is expected for payroll related expenditures for Operations. However, route maintenance services, including snow and ice removal to keep bus stops and shelters safe for DRT passengers, is expected to be in a deficit position of about \$250,000.
- 5.5 The DRT facility program is expected to be in a \$200,000 deficit position as ground maintenance, mainly clearing of snow and ice at the main bus depots, is tracking much higher than anticipated.
- 5.6 The year-end forecast for the Maintenance division is a deficit position of \$360,000, attributable to the following main factors:
- Bus repair expenditures are anticipated to be over budget by \$525,000;
  - The volume of fuel usage for conventional services is trending lower than budgeted expectations by approximately 253,000 litres, equivalent to a surplus of about \$265,000; and,
  - Fuel prices are slightly higher than budgeted expectations through 2018 so far, resulting in a \$100,000 deficit position. The average actual price per litre is approximately \$1.06, which is one cent higher than the budgeted price of \$1.05.

5.7 Overall, the Specialized Services program is expected to be in a \$175,000 surplus position in 2018 when compared to the approved budget mainly due to taxi service and fuel usage trending lower than budget at this time.

## **6. Water Supply and Sanitary Sewer Systems**

### **6.1 Water Supply**

- The Works Department reports that while there are budget variances within various program expenditures and revenues to this date in the year, there are overall savings, primarily related to personnel expenditures in the Engineering and Staff Support and Facilities Management programs, that are expected to result in a surplus by year end. At this point, a surplus of \$400,000 is projected for the Water Supply operations.
- To the end of October, water supply user revenues are tracking slightly above budget and a surplus position of \$1.8 million, representing approximately 1.7% on a revenue budget of \$106.4 million, is projected at this time.
- Overall, a surplus position of \$2.2 million in the water supply system is anticipated at this time.

### **6.2 Sanitary Sewer**

- The Works Department projects that the current operational expenditures for Sanitary Sewer are anticipated to produce a surplus position of approximately \$600,000 by year end, largely because of continued improvements in energy efficiency measures in the plant operations.
- Similar to the water supply user revenues, sewer user revenues are tracking above budget and a surplus position of \$2.75 million (or approximately 2.8% on budgeted revenues of \$99.3 million) is projected at this time.
- Overall a net surplus position of approximately \$3.35 million is anticipated for the sanitary sewer system.

## **7. Summary**

7.1 Based on the available information to the end of October, a surplus position is forecast for General Tax Operations, and the Water Supply and Sanitary Sewer Systems for the year.

Respectfully submitted,

Original Signed by N. Taylor

---


N. Taylor, BBA, CPA, CA  
Commissioner of Finance

**Maria Flammia**

**From:** Municipal <municipal@agco.ca>  
**Sent:** Wednesday, December 05, 2018 1:10 PM  
**To:** Clerks  
**Subject:** New Cannabis Retail Regulation Information and Resources Available

C.S. - LEGISLATIVE SERVICES

Original
To: CIP
Copy
To:

**CANNABIS:**  
Retail Regulation Facts

**New Cannabis Retail Regulation Information and Resources Available**

The AGCO has published the following new information on its website:

- [The Registrar's Standards for Cannabis Retail Stores](#)
- [A web page that lists the municipalities that have formally notified the AGCO of their decision to allow or prohibit cannabis retail stores in their jurisdictions](#)
- [A web page that lists the First Nations that have formally notified the AGCO of their decision to prohibit cannabis retail stores on their Reserves](#)

Stay tuned for more information to come.

[View online](#) - [www.agco.ca](http://www.agco.ca) - [Unsubscribe](#)






---

HOME

## List of Ontario municipalities prohibiting or allowing cannabis retail stores

Ontario municipalities have a one-time option to opt-out of having cannabis retail stores in their communities. Municipalities have until **January 22, 2019** to inform the AGCO if they wish to opt out. Municipalities that choose to opt out can opt back in at any time—but once they are in, they may no longer opt out.

If the AGCO has not received written notification from a municipality by January 22, 2019, then, by default, private cannabis retail stores will be allowed within that jurisdiction beginning April 1, 2019.

Opt-out notifications must include:

- the official name of the municipality
- the date the resolution was passed.

If at any time before January 22, 2019, a municipality decides it will allow cannabis retail stores within its jurisdiction, the municipality is encouraged to formally notify the AGCO as soon as possible.

As municipalities provide this information, we will update the table below.

MUNICIPALITY	STATUS	DATE OF RESOLUTION
		(required for opt-outs only)
Dawn-Euphemia, Township of	Opted-in	
East Ferris, Township of	Opted-in	
Papineau-Cameron, Township of	Opted-out	Nov 27, 2018

Plummer Additional, Township of   Opted-in

Prince, Township of                    Opted-in



Ministry of  
Municipal Affairs  
and Housing

Ministère des  
Affaires municipales  
et du Logement



Office of the Minister

Bureau du ministre

777 Bay Street, 17<sup>th</sup> Floor  
Toronto ON M5G 2E5  
Tel.: 416 585-7000

777, rue Bay, 17<sup>e</sup> étage  
Toronto ON M5G 2E5  
Tél. : 416 585-7000

DEC 05 2018

RE: Municipal Reporting Burden

Dear Heads of Council,

As you have heard me say, reducing the provincial reporting burden affecting the municipal sector is a priority for the government. I addressed municipal concerns about the reporting burden at the Association of Municipalities of Ontario (AMO) conference in Ottawa this past summer. I have heard from municipalities that the province asks for too many reports, which impacts the ability of municipalities to focus on local priorities.

I have struck a team in my ministry to lead the reduction of the municipal reporting burden across government. In addition to reducing the number of reports, we must make sure any remaining information collected is necessary for the province's work. We must confirm the information requested is not duplicative, and that the reporting requirements for small municipalities are appropriate.

To address these goals, my ministry will be convening a cross-government working group to bring together ministries with municipal reporting requirements. This group will be tasked with reducing reporting and undertaking the work to meet the aforementioned commitments.

In addition to our cross-government working group, in 2018, my team will be convening a stakeholder working group of various municipal associations with a shared common interest in municipal reporting requirements.

I invite you to share your thoughts on what changes can be made to municipal reporting directly to my office, as well.

Thank you for your support.

Steve Clark  
Minister, Ministry of Municipal Affairs and Housing

c: Laurie LeBlanc, Deputy Minister, MMAH

**Maria Flammia**

**From:** Ontario Good Roads Association <DoNotReply@ConnectedCommunity.org>  
**Sent:** Friday, December 07, 2018 1:57 PM  
**To:** Clerks  
**Subject:** OGRA Board of Directors - Call for Nominations

**C.S. - LEGISLATIVE SERVICES**

Problems Viewing this Email? [Click Here](#)

The banner features a photograph of a large, empty conference room with a curved table and several chairs. The OGRA logo is visible in the top left and bottom right corners of the banner. The text on the banner reads "OGRA Board of Directors Call for Nominations".

Original
To: CIP
Copy To: [Twitter icon] [Facebook icon]
✓ [Handwritten notes]
(Cancelled Dec 7 18)
CC. S.C. [Handwritten]
Make Application

**Call for Nominations - OGRA Board of Directors**

Nominations are now open for candidates to serve on the Ontario Good Roads Association Board of Directors for a two (2) year term ending February 24, 2021.

Anyone currently serving on Council or employed in a full time capacity with an OGRA member municipality or First Nation is eligible. **The OGRA Board of Directors is committed to achieving a diverse leadership team. We encourage women and individuals from diverse backgrounds to put their names forward for these positions.**

[Click here](#) for more information and to download the Nomination Form. Any questions regarding serving on the Board of Directors can be directed to [Joe Tiernay](#), OGRA Executive Director.

Municipal Clerks: Please download the [Call for Nominations](#) and place on your next Council agenda for information.



---

Have a look at the [OGRA Career Hub](#). Where you look for a career, not just a job.

Join the conversation at [the OGRA Interchange](#)

*The mandate of the Ontario Good Roads Association is to represent the transportation and public works interests of municipalities through advocacy, consultation, training and the delivery of identified services.*



Update your [email preferences](#) to choose the types of email you receive

[Unsubscribe from community emails](#)



December 10, 2018

Sent via email

**SEE DISTRIBUTION LIST**

At Board of Directors Meeting #8/18, of Toronto and Region Conservation Authority (TRCA), held on October 26, 2018, Resolution #A164/18 in regard to the Humber River's 20th Anniversary as a Canadian Heritage River was approved as follows:

*THAT the Humber River's 20th Anniversary as a Canadian Heritage River be leveraged, as appropriate, to raise awareness of rivers, watersheds and associated cultural heritage through communication, outreach and engagement activities of Toronto and Region Conservation Authority (TRCA) and its municipal partners throughout 2019;*

*THAT, in recognition of its historic, cultural and ecological significance, senior levels of government be engaged to secure improved funding for the restoration, enhancement, protection and celebration of the Humber River;*

*THAT a copy this report be circulated to TRCA regional and local municipal partners, Ontario Ministry of Natural Resources and Forestry, Ontario Ministry of the Environment, Conservation and Parks, Ontario Ministry of Municipal Affairs, Ontario Ministry of Tourism, Culture and Sport, Conservation Ontario, Environment and Climate Change Canada, Canadian Ministry of Canadian Heritage and Multiculturalism, Canadian Ministry of Tourism, Official Languages and La Francophonie, and Canadian Ministry of Science and Sport for their information and consideration of collaboration opportunities;*

*AND FURTHER THAT staff work with the Regional Watershed Alliance, interested partners and local environmental groups to plan and deliver 2019 celebration initiatives where opportunities for collaboration are identified.*

Here is a [link to the minutes](#) for your information and any action deemed necessary, containing the report as approved by the Board of Directors. If you have any questions or require additional information, please contact Sonia Dhir at 416-661-6600 extension 5291, [sdhir@trca.on.ca](mailto:sdhir@trca.on.ca).

Sincerely

A handwritten signature in black ink, appearing to read "Alisa Mahfova", is written over a faint, larger version of the same signature.

Alisa Mahfova  
Interim Clerk and Coordinator

cc. Chandra Sharma, Director, Watershed Strategies  
Sonia Dhir, Senior Project Manager, Watershed Strategies

**DISTRIBUTION LIST**

Alexander Harras, Manager, Legislative and Information Services /Deputy Clerk, Town of Ajax  
Christopher Raynor, Regional Clerk, Regional Municipality of York  
Debbie Leroux, Clerk, Township of Uxbridge  
Debbie Shields, City Clerk, City of Pickering

**DISTRIBUTION LIST Cont'd**

Diana Rusnov, Director of Legislative Services/City Clerk, City of Mississauga  
Gillian Angus-Traill, Clerk, Town of Whitchurch-Stouffville  
Hon. Catherine McKenna, Minister, Environment and Climate Change Canada  
Hon. John Yakabuski, Minister, Ministry of Natural Resources and Forestry  
Hon. Kirsty Duncan, Minister, Canadian Ministry of Science and Sport  
Hon. Mélanie Joly, Minister, Canadian Ministry of Tourism, Official Languages and La Francophonie  
Hon. Michael Tibollo, Minister, Canadian Ministry of Tourism, Culture and Sport  
Hon. Pablo Rodriguez, Minister, Canadian Heritage and Multiculturalism  
Hon. Rod Phillips, Minister, Ministry of the Environment, Conservation and Parks  
Hon. Steve Clark, Minister, Ministry of Municipal Affairs and Housing  
Kathryn Lockyer, Regional Clerk and Director of Clerk's, Regional Municipality of Peel  
Kathryn Moyle, Clerk, Township of King  
Kathy Pearl, Deputy Clerk, Township of Adjala-Tosorontio  
Kim Gavine, General Manager, Conservation Ontario  
Kimberley Kitteringham, City Clerk, City of Markham  
Lea Steenhoek, Coordinator, Town of Caledon  
Mark Early, Chief Administrative Officer and Clerk, Town of Mono  
Peter Fay, City Clerk, City of Brampton  
Stephen Huycke, Director of Legislative Services/Town Clerk, Town of Richmond Hill  
Ralph Walton, Regional Clerk / Director, Legislative Services, Regional Municipality of Durham  
Todd Coles, City Clerk, City of Vaughan  
Ulli S. Watkiss, City Clerk, City of Toronto





December 6, 2018

Via email @ [minister.mecp@ontario.ca](mailto:minister.mecp@ontario.ca)

The Hon. Rod Phillips  
Minister  
Ministry of Environment, Conservation and Parks  
Ferguson Block, 11th Floor  
77 Wellesley Street West  
Toronto, ON  
M7A 2T5

Dear Minister Phillips:

**Re: Ontario Drinking Water Source Protection Program**

It is with great concern that I write you today regarding recent news that the Province's funding for source protection authorities to implement the requirements of the *Clean Water Act* may be in jeopardy. Source Water Protection is the first step in the multi-barrier approach to drinking water protection, and a lack of funding is sure to put the public safety of Ontarians at risk.

As you know, in 2000 a tragedy related to municipal water in Walkerton led to the death of six people and many others who to this day continue to suffer with ongoing health consequences from that tragic event. Eighteen years later, however, residents of Ontario have greater confidence in the safety of the water at their taps, due in large part to the ongoing partnership between the Provincial government, Source Protection Authorities, and municipalities, through the Drinking Water Source Protection Program.

This program, based on the tenets of sound science and local decision making, has resulted in the development of 38 Source Protection Plans. In the South Georgian Bay Lake Simcoe Source Protection Region alone, the implementation of our plan has removed over 2000 threats to municipal drinking water. The removal of these threats has come about with minimal economic burden to Ontario families and businesses.

While great progress has been made, more critical work remains to be done. Additional threats to drinking water still remain on the landscape and with the pace of development and changes in land use, ongoing vigilance is necessary to ensure that new threats are not inadvertently created. Maintaining confidence in the safety of our drinking water requires maintaining the multi-barrier approach, where the partnership between the Province, Source Protection Authorities and municipalities through the Drinking Water Source Protection Program is the most important first step.

The MECP staff premise that the Drinking Water Source Protection is wholly a municipal responsibility and that the cost should be born solely by those municipalities will not result in saving to Ontario tax payers. By decentralizing regional funding, it will ultimately lead to increased costs, losses in efficiencies and subsequent increases in local taxes and development charges. Any increase in development charges will result in the cost being passed onto the potential homebuyers, increasing housing costs and limiting affordability.

The Hon. Rod Phillips  
Ministry of Environment, Conservation and Parks  
December 6, 2018  
Page 2

While large municipalities may have the capacity to deliver a program, many smaller rural municipalities will struggle to afford the additional cost and in these situations risk to the community's source of drinking water will increase.

On November 30<sup>th</sup>, the Lake Simcoe Region Conservation Authority Board of Directors passed a resolution to request that provincial funding provided to Source Protection Authorities be, at a minimum, maintained so that requirements of the *Clean Water Act* can be met, so Ontario residents can remain confident the Province is taking all necessary steps to ensure a safe source of their drinking water.

I would be pleased to provide any additional information that you may require and can be reached @ 905-895-1281 ext 234 or [m.walters@lsrca.on.ca](mailto:m.walters@lsrca.on.ca).

Yours truly,



Michael Walters  
Chief Administrative Officer

cc: The Hon. Doug Ford, Premier of Ontario  
Lake Simcoe Watershed MPPs  
Jamie McGarvey, Mayor Town of Parry Sound / AMO President  
Ontario's Conservation Authorities c/o Kim Gavine, Conservation Ontario  
Lyn Dollin, Mayor Town of Innisfil / Chair, South Georgian Bay Lake Simcoe Source Protection Committee  
LSRCA Member Municipalities c/o Regional and Municipal Clerks



Ministry of  
Community Safety and  
Correctional Services

Office of the  
Fire Marshal and  
Emergency Management

25 Morton Shulman Avenue  
Toronto ON M3M 0B1  
Tel: 647-329-1100  
Fax: 647-329-1143

Ministère de la  
Sécurité communautaire et  
des Services correctionnels

Bureau du  
commissaire des incendies et  
de la gestion des situations d'urgence

25, avenue Morton Shulman  
Toronto ON M3M 0B1  
Tél. : 647-329-1100  
Télééc. : 647-329-1143



December 4, 2018

Your Worship John Henry  
Regional Municipality of Durham  
P.O. Box 623, 605 Rossland Road E.,  
Whitby, ON L1N 6A3

Dear Regional Chair & CEO Henry:

It is the responsibility of municipalities to ensure they are in compliance with the Emergency Management and Civil Protection Act (EMCPA).

The Office of the Fire Marshal and Emergency Management (OFMEM) has reviewed the documentation submitted by your Community Emergency Management Coordinator (CEMC) and has determined that your municipality was compliant with the EMCPA in 2017.

The safety of your citizens is important, and one way to ensure that safety is to ensure that your municipality is prepared in case of an emergency. You are to be congratulated on your municipality's efforts in achieving compliance in 2017.

I look forward to continuing to work with you to ensure your continued compliance in 2018.

If you have any questions or concerns about the compliance monitoring process, please contact your Emergency Management Field Officer.

Sincerely,

A handwritten signature in black ink, appearing to read "Jon Pegg", written over a white background.

Jon Pegg  
Chief of Emergency Management

cc: Warren Leonard - CEMC  
Simone Stawicki - Field Officer - Severn Sector



December 5, 2018

**The Regional Municipality  
of Durham**

Office of the Regional Chair

605 ROSSLAND ROAD EAST  
PO BOX 623  
WHITBY, ON L1N 6A3  
CANADA

905-668-7711  
1-800-372-1102  
Fax: 905-668-1567  
johnhenry@durham.ca

durham.ca

**John Henry**  
Regional Chair and CEO

The Honourable Catherine McKenna  
Environment and Climate Change Canada  
200 Sacré-Coeur Boulevard, 2nd Floor  
Gatineau, Quebec  
K1A 0H3

[ec.ministre-minister.ec@canada.ca](mailto:ec.ministre-minister.ec@canada.ca)

[Catherine.mckenna@canada.ca](mailto:Catherine.mckenna@canada.ca)

Dear Minister:

We appreciated the time your staff took on November 27 to discuss the Region's position that nuclear plant decommissioning should be included on the list of projects subject to the proposed Impact Assessment Act (Bill C-69).

Given that early steps of decommissioning are planned to begin at the Pickering Nuclear Generating Station (PNGS) in 2024, the discussion is timely. An impact assessment (IA) would need to precede the decommissioning process. Given the time required to conduct the IA process, planning should begin by 2020. As outlined in our previous correspondence, the decommissioning will affect a key urban area in Durham Region for about five decades as a result of, among other things, including the planned removal of high and low level nuclear waste and site restoration.

We valued the introduction to Canadian Environmental Assessment Agency staff, Brent Parker and Anjala Puvanathan and the chance to familiarize them with Durham's situation as the host community of two nuclear generating stations. It was good to hear that additional consultation on the proposed regulations will take place later this fall or early in the new year. Thank you to Mikaela McQuade for ensuring that Durham Region will be added to the list of stakeholders to be contacted when the draft regulations are released for review.

We understand that the IA process often is envisioned as applying to projects that occur in remote areas without municipal organization. However, other federally regulated undertakings such as pipelines, airports, and railways affect urban communities as well. Durham Region remains concerned that regional municipalities are not



specifically recognized in the IA legislation or the consultation process as key stakeholders. Municipalities like the Region of Durham should be recognized as an order of government and respected as such by our federal counterparts. We have legislated responsibilities for safeguarding the environment, health and wellbeing of our communities when a major project is planned within our jurisdiction.


At present, and as proposed, municipalities do not qualify for intervenor funding. Given the scope of an IA process, this means that many municipalities, even one as large as Durham Region, find it very challenging to participate in an informed and meaningful way. When the Department is planning public participation for a project in the early stages of an IA, there should be consideration of providing federal support to affected municipalities as key participants in the assessment process.

On the call, IA was mentioned as one assessment tool that could be used to examine major projects under federal jurisdiction. The CNSC EA process was noted as another option for nuclear projects. The Region responded that the very narrow focus of the CNSC EA, mainly looking at onsite impacts, does not adequately consider the offsite, socio-economic and community effects in an urban setting of a long-term activity like nuclear decommissioning. At the relicensing hearing for PNGS last June, the CNSC alluded to the fact that this kind of analysis is not their area of expertise. Mikaela suggested that your staff would follow up with the CNSC regarding their process.

We also look forward to working with your office to recognize the vital role and value that regional municipalities can bring to understanding and planning for impacts of major projects taking place in our communities, such as decommissioning of nuclear stations.

Thank you for your consideration. We await the draft regulations with anticipation.

Yours truly,



John Henry  
Regional Chair and CEO

c: See attached list



- c: Ms. Celina Caesar-Chavannes, MP, Whitby  
Dr. Colin Carrie, MP, Oshawa  
Mr. Mark Holland, MP, Ajax  
Ms. Jennifer O'Connell, MP, Pickering-Uxbridge  
The Honourable Erin O'Toole, MP, Durham  
Ms. Kimberly Rudd, MP, Northumberland-Peterborough South  
Mr. Jamie Schmale, MP, Haliburton-Kawartha Lakes- Brock  
Mayor Adrian Foster, Municipality of Clarington  
Mayor Dave Ryan, City of Pickering  
Ms. Mikaela McQuade, Senior Policy Advisor, Office of  
the Minister of Environment and Climate Change  
Mr. Brent Parker, Director, Legislative and Regulatory Affairs,  
Canadian Environmental Assessment Agency  
Ms. Anjala Puvanathan, Director, Ontario Region, Canadian  
Environmental Assessment Agency  
Ms. Elaine Baxter-Trahair, Chief Administrative Officer  
Mr. Ralph Walton, Regional Clerk and Director of Legislative  
Services



# Interoffice Memorandum

**Date:** December 14, 2018

**To:** Health & Social Services Committee

**From:** Dr. Robert Kyle

**Subject:** Health Information Update – December 7, 2018

---

Health  
Department

Please find attached the latest links to health information from the Health Department and other key sources that you may find of interest. Links may need to be copied and pasted directly in your web browser to open, including the link below.

You may also wish to browse the online Health Department Reference Manual available at [Board of Health Manual](#), which is continually updated.

Boards of health are required to “superintend, provide or ensure the provision of the health programs and services required by the [Health Protection and Promotion] Act and the regulations to the persons who reside in the health unit served by the board” (section 4, clause a, HPPA). In addition, medical officers of health are required to “[report] directly to the board of health on issues relating to public health concerns and to public health programs and services under this or any other Act” (sub-section 67.(1), HPPA).

Accordingly, the Health Information Update is a component of the Health Department’s ‘Accountability Framework’, which also may include program and other reports, Health Plans, Quality Enhancement Plans, Durham Health Check-Ups, Performance Reports, business plans and budgets; provincial performance indicators and targets, monitoring, compliance audits and assessments; RDPS certification; and accreditation by Accreditation Canada.

Respectfully submitted,

Original signed by

R.J. Kyle, BSc, MD, MHSc, CCFP, FRCPC, FACPM  
Commissioner & Medical Officer of Health

*“Service Excellence  
for our Communities*

**UPDATES FOR HEALTH & SOCIAL SERVICES COMMITTEE**  
**December 7, 2018**

**Health Department Media Releases/Publications**

<https://goo.gl/dWpZrJ>

- Health Care Providers Resources @ durham.ca (Nov 8)

<https://goo.gl/EXbyp2>

- Ontario Listeriosis Outbreak (Nov 8)

<https://goo.gl/9v8cKL>

- Health Department launches Check&GO! online and on-site postings for health inspection results (Nov 13)

<https://goo.gl/VYSJPw>

- Durham Region Health Department recognizes National Anti-Bullying Week Nov. 18-24 (Nov 21)

<https://goo.gl/CyrnQY>

- Health Department encourages supporting mental health in youth to prevent substance use (Nov 28)

**GOVERNMENT OF CANADA**

**Canada Mortgage and Housing Corporation**

<https://goo.gl/Jx4nJ8>

- National vacancy rate down for second year (Nov 28)

**Canadian Food Inspection Agency**

<https://goo.gl/u3vL7J>

- The Government of Canada marks two months until the Safe Food for Canadians Regulations come into force (Nov 15)

**Department of Finance Canada**

<https://goo.gl/92WirQ>

- *2018 Fall Economic Statement: Investing in Middle Class Jobs* (Nov 21)

**Department of Justice Canada**

<https://goo.gl/M7rnDR>

- Attorney General of Canada to issue Directive Regarding Prosecutions of HIV Non-Disclosure Cases (Dec 1)

<https://goo.gl/XpiZB6>

- Government announces new alcohol-impaired driving laws will come into force (Dec 4)

**Employment and Social Development Canada**

<https://goo.gl/KxCgss>

- Government of Canada introduces legislation to take concrete action to reduce poverty in Canada (Nov 6)

<https://goo.gl/cEwuAC>

- Support for families with critically ill loved ones (Nov 29)

### **Environment and Climate Change Canada**

<https://goo.gl/zkpL3p>

- Government of Canada to support energy efficiency and climate action in Ontario (Nov 8)

<https://goo.gl/w2zA6c>

- Government of Canada releases the draft 2019-2022 Federal Sustainable Development Strategy and the 2018 Progress Report (Dec 4)

### **Health Canada**

<https://goo.gl/sP3Ywa>

- Health Canada Statement on Use of Vaping Products by Youth (Nov 15)

<https://goo.gl/nZArZe>

- Health Canada releases new data on cannabis use in Canada (Nov 19)

<https://goo.gl/yGmhHa>

- Summary Safety Review: Health Canada concludes that there are no new safety concerns with sunscreen products (Nov 26)

<https://goo.gl/sYQgBf>

- Statement from the Minister of Health on the Regulation of Medical Devices in Canada (Nov 30)

<https://goo.gl/HjQF8t>

- Minister of Health Tables in Parliament a Framework on Palliative Care in Canada (Dec 4)

<https://goo.gl/633SnN>

- Health Canada Assessment Suggests that Talc May be Harmful to Human Health (Dec 5)

### **Infrastructure Canada**

<https://goo.gl/ahknTt>

- Smart Cities Challenge helping shape Canada's communities of the future (Nov 9)

### **Innovation, Science and Economic Development Canada**

<https://goo.gl/YzSLLS>

- Statement from Minister Bains on GM's decision to close its Oshawa plant (Nov 26)

### **Natural Resources Canada**

<https://goo.gl/s8Pw3J>

- Canada Releases Interactive Map: Canada's Commemorative Map (Nov 8)

## **Public Health Agency of Canada**

<https://goo.gl/q8GLZX>

- New Fund to Help Support People Living with Dementia (Nov 19)

<https://goo.gl/p7nZLy>

- Statement from the Chief Public Health Officer Health Professional Forum on New Cannabis Toolkit to Educate Health Professionals (Dec 3)

## **GOVERNMENT OF ONTARIO**

### **Office of the Premier**

<https://goo.gl/SNALbh>

- Statement by Premier Doug Ford On General Motors Canada's Announcement that they will be Closing their Oshawa Assembly Plant (Nov 26)

<https://goo.gl/DmmeXP>

- Ontario's Government for the People Continues Fight to Make Life Easier for Ontarians in Busy Fall Session (Dec 7)

### **Ontario Ministry of Agriculture, Food and Rural Affairs**

<https://goo.gl/WdgFBR>

- Fresh from the Farm Grows Food Awareness and Raises Funds (Nov 26)

### **Ontario Ministry of the Attorney General**

<https://goo.gl/HSXTUj>

- Ontario Establishes Strict Regulations for the Licensing and Operation of Private Cannabis Stores (Nov 14)

### **Ontario Ministry of Children, Community and Social Services**

<https://goo.gl/KDkHDn>

- Ontario's Government for the People Announces Plan to Restore Dignity, Independence and Empowerment to Social Assistance System (Nov 22)

<https://goo.gl/S2KHEQ>

- Ontario Pledges Commitment to Improve Care in the Child Protection System (Nov 26)

### **Ontario Ministry of Community Safety and Correctional Services**

<https://goo.gl/qeDPDT>

- Ontario's Government for the People Helping Police Save Lives (Nov 13)

### **Ontario Ministry of Energy, Northern Development and Mines**

<https://goo.gl/vPaurQ>

- Ontario Scraps the Green Energy Act (Dec 7)

### **Ontario Ministry of the Environment, Conservation and Parks**

<https://goo.gl/51jePx>

- Ontario Releases Plan to Protect the Environment (Nov 29)

<https://goo.gl/jjxb6j>

- Ontario Takes Next Legal Step to Challenge the Federal Carbon Tax (Nov 30)

### **Ontario Ministry of Finance**

<https://goo.gl/K7YCta>

- A plan for the people (Nov 15)

### **Ontario Ministry of Infrastructure**

<https://goo.gl/75fF8P>

- Affordable Heating on the Way: Ontario Passes Legislation to Expand Access to Natural Gas (Dec 7)

### **Ontario Ministry of Labour**

<https://goo.gl/7z44Gi>

- Ontario's Government for the People Improving Fire Safety (Nov 26)

### **Ontario Ministry of Municipal Affairs and Housing**

<https://goo.gl/7twmPk>

- Ontario's Government for the People Helping Create more Housing (Nov 28)

### **Ontario Ministry of Transportation**

<https://goo.gl/wRJmFT>

- Ontario's Government for the People Making the Winter Commute Easier (Nov 23)

<https://goo.gl/H5RfQh>

- Ontario's Government for the People is Delivering on Public Transit (Nov 26)

### **Treasury Board Secretariat**

<https://goo.gl/piQPXW>

- Minister Peter Bethlenfalvy's Remarks at the Empire Club (Nov 7)

<https://goo.gl/AFzWbd>

- Ontario Government Responds to Auditor General's Annual Report (Dec 5)

## **OTHER ORGANIZATIONS**

### **Ad Standards**

<https://goo.gl/PxDPjZ>

- Ad Standards Releases 2017 Compliance Report on Children's Food and Beverage Advertising Initiative (Nov 15)

### **Association of Local Public Health Agencies**

<https://goo.gl/eXj9tX>

- Consumption and Treatment Services Letter (Nov 5)

### **Bell Canada**

<https://goo.gl/2YqT5o>

- Bell Let's Talk ready to surpass 1 Billion total messages of support, \$100 Million in Bell funding for mental health on Bell Let's Talk Day January 30 (Dec 5)

### **Canada Research Chairs**

<https://goo.gl/gPMPtd>

- Major new investment in diverse research talent ushers in a new era for discovery in Canada (Nov 13)

### **Canadian Institute for Health Information**

<https://goo.gl/iMzi7i>

- Canada's drug spending growth outpaces that for hospitals and doctors (Nov 20)

<https://goo.gl/HSRRvA>

- Pneumonia a leading cause of emergency department visits in Canada last year (Nov 29)

### **Canadian Medical Association**

<https://goo.gl/LVk6ha>

- The Canadian Medical Association (CMA) pushes to make climate change a health priority (Nov 29)

### **The Change Foundation**

<https://goo.gl/YmXJZM>

- Ontario caregivers highlight need for more support (Nov 15)

### **Colleges Ontario**

<https://goo.gl/LFsLD6>

- Research shows 86 per cent of college graduates employed within six months (Nov 19)

### **Conservation Ontario**

<https://goo.gl/miKQwx>

- New Provincial Environment Plan Commits to Working with Conservation Authorities (Nov 30)

### **Council of Ontario Medical Officers of Health**

<https://goo.gl/ewFg6n>

- Environmental Commissioner of Ontario Report (Nov 19)

### **Institute of Clinical Evaluative Sciences**

<https://goo.gl/osQKRS>

- One in 20 babies born to mothers with intellectual and developmental disabilities are taken into child protective services (Nov 6)

<https://goo.gl/WG6W2C>

- New study points to strategies to reduce mental health (Nov 9)

<https://goo.gl/bxvztg>

- Major traumatic injury survivors at an increased risk of mental health diagnoses, suicide (Nov 12)

<https://goo.gl/3Eu6Lj>

- New data shows higher rates of cancer and more cancer deaths in First Nations people (Nov 22)

<https://goo.gl/vrPYQt>

- Majority of women in Ontario prisons are overdue for cervical cancer screening – much more than the general public (Dec 7)

### **Office of the Auditor General of Canada**

<https://goo.gl/VpNSjS>

- Auditor General of Canada releases 2018 Fall Reports (Nov 20)

### **Office of the Auditor General of Ontario**

<https://goo.gl/vS1U5A>

- Auditor General's *2018 Annual Report* Notes Public Spending Did Not Consistently Bring Anticipated Results (Dec 5 18)

### **Office of the Environmental Commissioner of Ontario**

<https://goo.gl/ym38hE>

- Raw sewage, toxic runoff plague Ontario's lakes and rivers (Nov 13)

### **Office of the Privacy Commissioner of Canada**

<https://goo.gl/7Jqaw3>

- Commissioner: Canadian rights and values must be central to government's digital innovation strategy (Dec 5)

### **Ontario Power Generation**

<https://goo.gl/8Gkm5f>

- OPG's Nuclear Stations Achieve Highest Safety Ratings (Nov 9)

### **Ottawa Hospital Research Institute**

<https://goo.gl/dGNsgj>

- Immunization tracking brought into the digital age (Nov 30)

### **ParticipACTION**

<https://goo.gl/iyEcYo>

- Canada earns low ranking in new global childhood physical activity report; screen time and reliance on technology identified as major culprits (Nov 26)

### **Public Health Ontario**

<https://goo.gl/GTnVYd>

- PHO Connections (Nov 30)

### **Quebec Coalition on Tobacco Control**

<https://goo.gl/tbcN5J>

- Health Groups Demand Feds Clamp Down on E-cigarette Promotions (Nov 20)

### **Transportation Safety Board of Canada**

<https://goo.gl/TCbRma>

- Statement from the TSB on the removal of transportation of flammable liquids by rail from Watchlist 2018 (Nov 15)

### **University of Guelph**

<https://goo.gl/FzNUwC>



- Canada's Food Price Report forecasts families will spend \$411 more on food in 2019 (Dec 4)